



Summer Vacation



Homework



D.C convent school
CLASS-1st

Holiday homework

हिंदी

- 10 सुलेख लिखें।
- आ और इ की मात्रा के 10-10 शब्द

लिखें और याद करें।

गतिविधि- 1 से 10 तक गिनती अउ आकार

की शीट पर लिखें।

English

- write 10 pages of writing.
- Learn lesson-1 complete.
- Learn and write 10 word Of vowels A, E, I, O, U each.

Activity- Make a pen stand from waste material.

E.V.S.- Make a chart on man made things and living things.

G.K.- Draw or paste pictures of Means of transport on A3 size sheet.

Maths

- Learn and write tables 2 to 5.
- Counting 101 to 200.
- Backward counting 100-1.

Activity- Make a chart on number Name 11 to 20.

Do all holiday homework in Three-in-one notebook

तीन अक्षर वाले शब्दों का अभ्यास करें

ज + ग + न =

क + न + क =

प + ट + क =

प + क + ड़ =

प + ल + ट =

स + र + स =

ज + त + न =

र + म + न =

त + प + न =

ग + ब + न =

NAME:

DATE:

अक्षर जोड़ कर शब्द बनाओ।

हास रास आस खास आम राम बाम नाम हाल काल माल बाल

आ
रा
बा
ना

म

हा
का
मा
बा




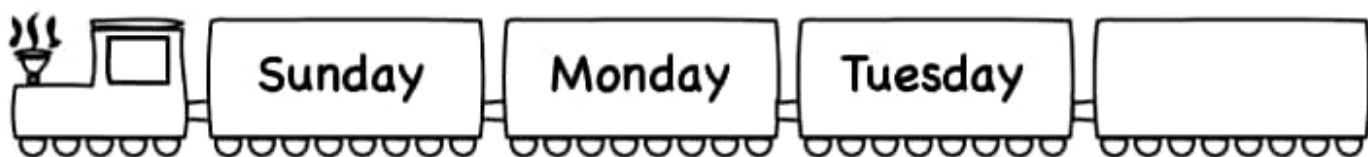

ल

हा
रा
आ
खा

स

Days of the Week

Which day comes next?



Monday

Tuesday

Wednesday

Thursday


Friday

Saturday

Sunday


Name _____

Finish the Word!



Directions: Write the correct digraph to complete the word.

Blends bank: th, ch, wh, sh, ph




____air



____eep



____umb



____oto




____ark




____istle



____erry



____orn



____eel



____one

Number Matching | | -20

eleven

18

twelve

15

thirteen

11

fourteen

12

fifteen

20

sixteen

16

seventeen

13

eighteen

17

nineteen

14

twenty

19

Living & Non-living Things

Q. Here is a mixture of words in the box. Sort the living and non-living things into the proper columns.

car

cat

lion

tree

ball

pot

box

bug

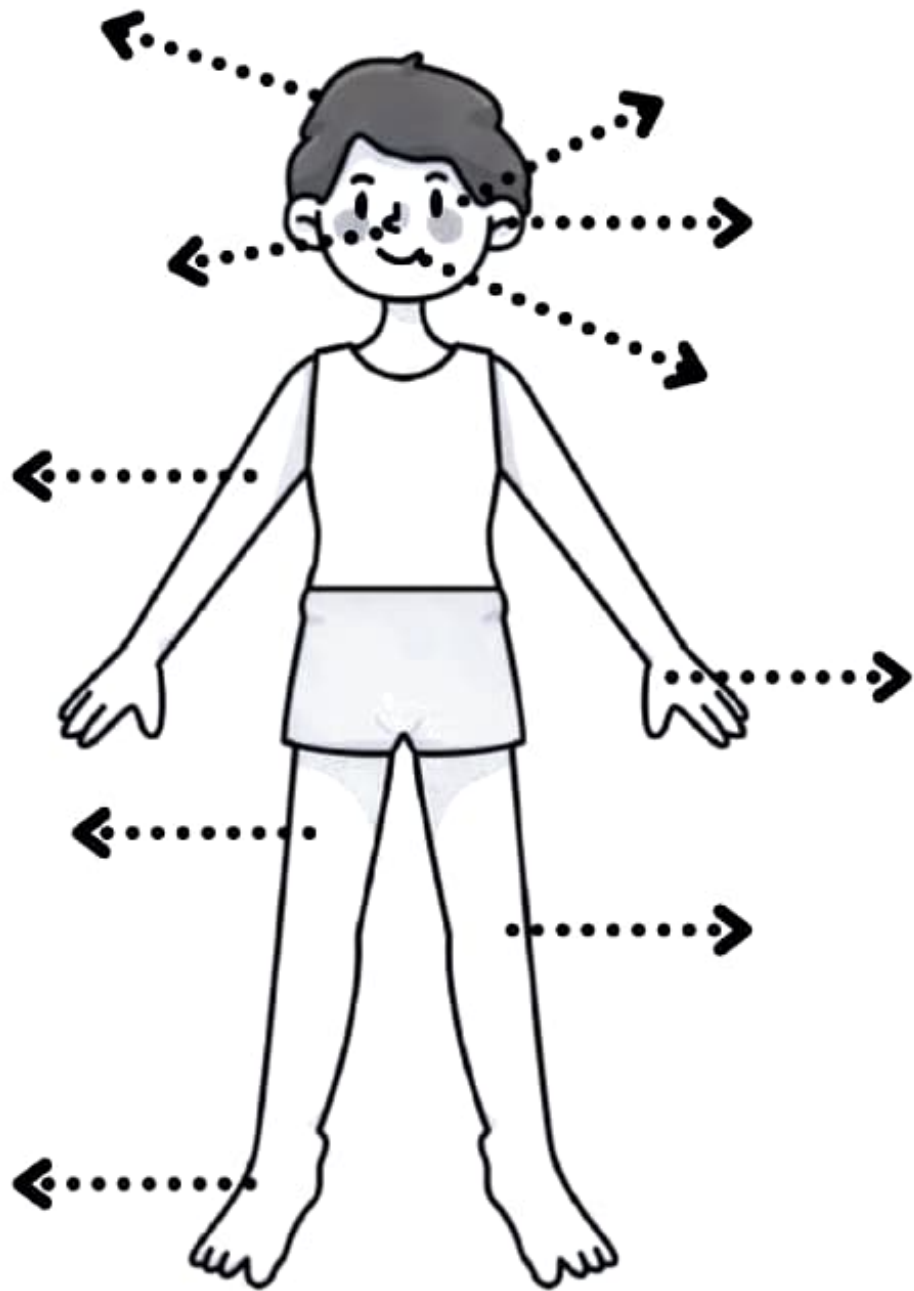
dog

pen

| Living Things | Non-living Things |
|---------------|-------------------|
| | |

Clue: living things grow, breath, use energy and adapt to the environment.

Body Parts



Head

Eyes

Arms

Ears

Nose

Mouth

Hands

Legs

Knee

Foot

The Five Senses


Cut and paste the words that matches the correct action for each body part


We with our 

We with our 

We with our 

We with our 

We with our 



| | | |
|--------|-------|-------|
| listen | see | touch |
| taste | smell | |

ALL ABOUT ME

My name is

This is me!

I am

_____ years old.

I was born on..

My favorite color is.

My favorite food is.

My favorite animal is.

When I grow up, I want
to be.

NAME: _____ CLASS: _____ DATE: _____

TRANSPORTATION

Color the pictures and identify if they are used in air, water or land.



LAND



FEELINGS and EMOTIONS



*

• confused



*

• sad



*

• hungry



*

• happy



*

• worried



*

• sleepy



*

• surprised

Name: _____

Fill in the blanks

$8 + \square = 9$

$2 + \square = 4$

$\square + 3 = 8$

$6 + \square = 7$

$\square + 4 = 6$

$3 + \square = 5$

$\square + 9 = 9$

$1 + \square = 3$

$1 + \square = 6$

$\square + 1 = 10$

$4 + \square = 9$

$\square + 2 = 3$

$\square + 6 = 10$

$8 + \square = 9$

$\square + 6 = 9$

$2 + \square = 8$

Name _____

Before-Between- After

Directions: Write the number that comes before, between and after each number.

Before

___ 8

___ 17

___ 12

___ 1

___ 20

___ 44

___ 65

Between

1 ___ 3

20 ___ 22

8 ___ 10

14 ___ 16

31 ___ 33

19 ___ 21

11 ___ 13

After

6 ___

13 ___


29 ___

34 ___

17 ___

42 ___

39 ___



Name _____

Addition

$$\begin{array}{r} 4 \\ + 2 \\ \hline \end{array}$$

$$\begin{array}{r} 3 \\ + 1 \\ \hline \end{array}$$

$$\begin{array}{r} 5 \\ + 2 \\ \hline \end{array}$$

$$\begin{array}{r} 3 \\ + 3 \\ \hline \end{array}$$

$$\begin{array}{r} 7 \\ + 1 \\ \hline \end{array}$$

$$\begin{array}{r} 6 \\ + 2 \\ \hline \end{array}$$

$$\begin{array}{r} 4 \\ + 3 \\ \hline \end{array}$$

$$\begin{array}{r} 8 \\ + 1 \\ \hline \end{array}$$

$$\begin{array}{r} 4 \\ + 4 \\ \hline \end{array}$$

$$\begin{array}{r} 5 \\ + 4 \\ \hline \end{array}$$

$$\begin{array}{r} 3 \\ + 2 \\ \hline \end{array}$$

$$\begin{array}{r} 7 \\ + 2 \\ \hline \end{array}$$

$$\begin{array}{r} 5 \\ + 3 \\ \hline \end{array}$$

$$\begin{array}{r} 9 \\ + 0 \\ \hline \end{array}$$

$$\begin{array}{r} 8 \\ + 1 \\ \hline \end{array}$$

$$\begin{array}{r} 6 \\ + 3 \\ \hline \end{array}$$

$$\begin{array}{r} 2 \\ + 2 \\ \hline \end{array}$$

$$\begin{array}{r} 6 \\ + 4 \\ \hline \end{array}$$

$$\begin{array}{r} 5 \\ + 5 \\ \hline \end{array}$$

$$\begin{array}{r} 8 \\ + 2 \\ \hline \end{array}$$

Data Handling

1. Count the number of each shape and write in the box:

